

**Emotional Intelligence 360 -  
John Sample**

CONFIDENTIAL REPORT FOR

**John Sample**

---

SURVEY DATE  
Feb 15, 2020

---

SURVEY TYPE  
360 Survey

## INTRODUCTION

This report summarises the results of the 360 Degree Emotional Intelligence Survey that was conducted to provide you with valuable feedback to aid in your personal business development. A variety of attributes and competencies are analysed to enable you to not only better understand your perceptions of yourself, but also to receive feedback from your manager and of others around you.

Scores are determined by a five point scale:

- 1 = Strongly Disagree - Never demonstrates this skill, unacceptable
- 2 = Disagree - Seldom demonstrates this skill, needs to improve
- 3 = Neutral - Sometimes demonstrates this skill, adequate but could improve
- 4 = Agree - Usually demonstrates this skill, acceptable
- 5 = Strongly Agree - Always demonstrates this skill, consistently high level
- NA = Not Applicable

This Self Development Report contains the following sections:

### **Executive Summary**

This summary is designed to assist you to quickly identify your strengths and development areas. The Competency Group Summary provides a visual representation of the four principal respondents' scores to assist you to quickly identify gaps in each group's perceptions. The last section provides a guide as to the areas that appear to be your opportunities and potential development areas.

### **Self Alignment to all Other Respondents:**

In this section your scores are compared to the average scores from all of the respondents. This section is very much the helicopter view and allows you to easily assess whether your perception of yourself is in alignment with the perceptions that those close to you have.

### **Respondent Group Alignment (Summary):**

In this section you will be able to compare your scores with those of the other respondent groups (i.e. Manager, Peers, Direct Reports etc). By reviewing the average scores from each group you will be able to ascertain whether you are interacting consistently across all respondents or whether you are modifying your interaction to suit a particular group.

### **Respondent Group Alignment (Detail):**

This section is very detailed as it not only provides the average score for each group, it also provides the range of scores. The average score is identified by a diamond, the range of scores is denoted by a line that connects the lowest and highest score.

### **Respondent Comments:**

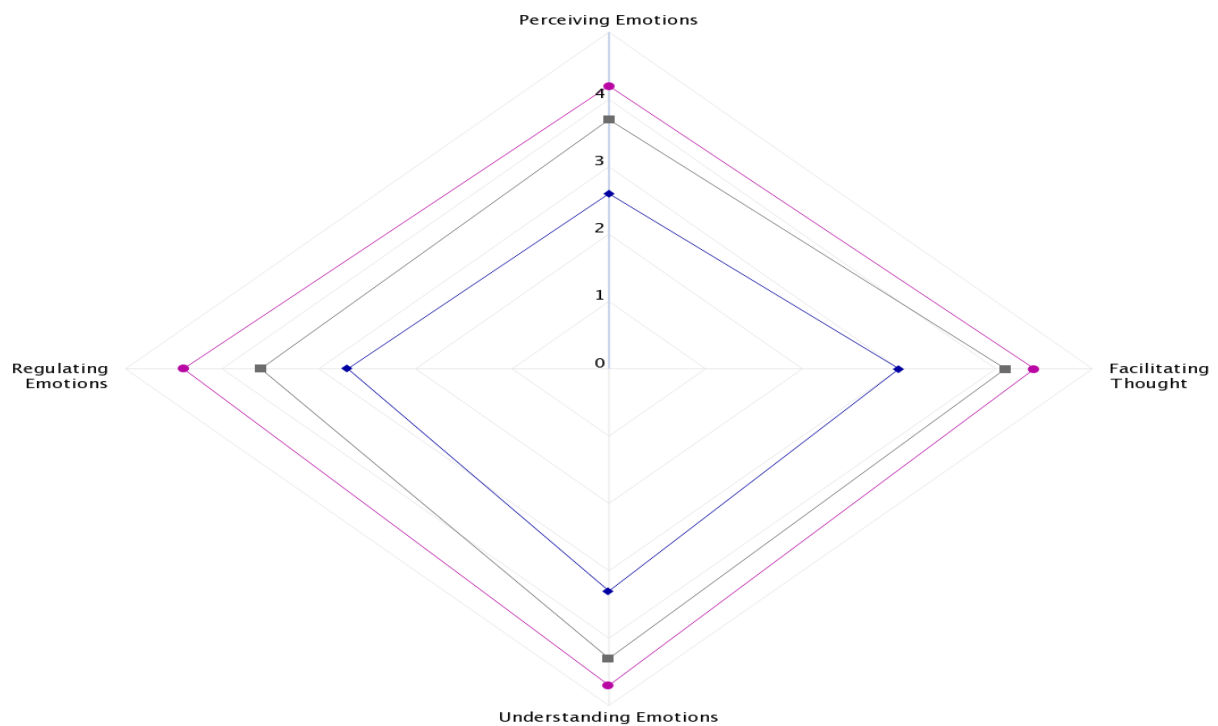
Your survey respondents were requested to provide additional comments to assist you in your development program. These comments are optional and are presented exactly as they were provided by the individuals.

As you review this report, keep in mind that most people exhibit both strong and weak abilities. No one does everything equally well. If you approach this report as a learning and self-development tool, this feedback will provide you with a catalyst toward increasing your success both in business and in your personal life.

## EXECUTIVE SUMMARY

### RESPONDENT GROUP OVERVIEW

1 x Self                    4.43    3 x Direct Report    2.92  
 3 x Manager            3.92



● Self    ● Direct Report    ■ Manager

## COMPETENCY SUMMARY

### Strengths

- > Understanding Emotions
- > Facilitating Thought

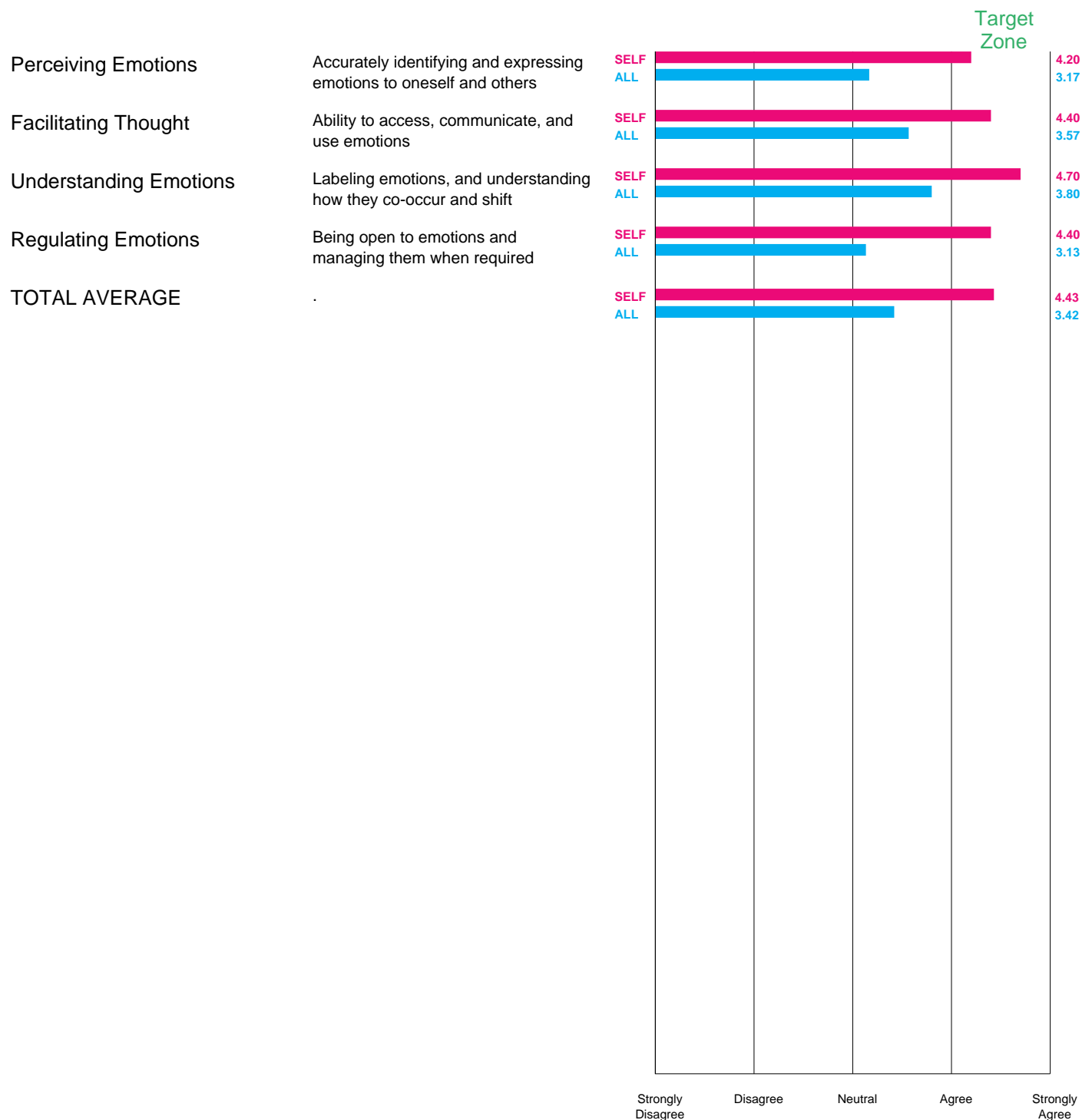
### Development Areas

- > Regulating Emotions
- > Perceiving Emotions

## SELF ALIGNMENT TO ALL OTHER RESPONDENTS:

In this section your scores are compared to the average scores from all of the respondents. This section is very much the helicopter view and allows you to easily assess whether your perception of yourself is in alignment with the perceptions that those close to you have.

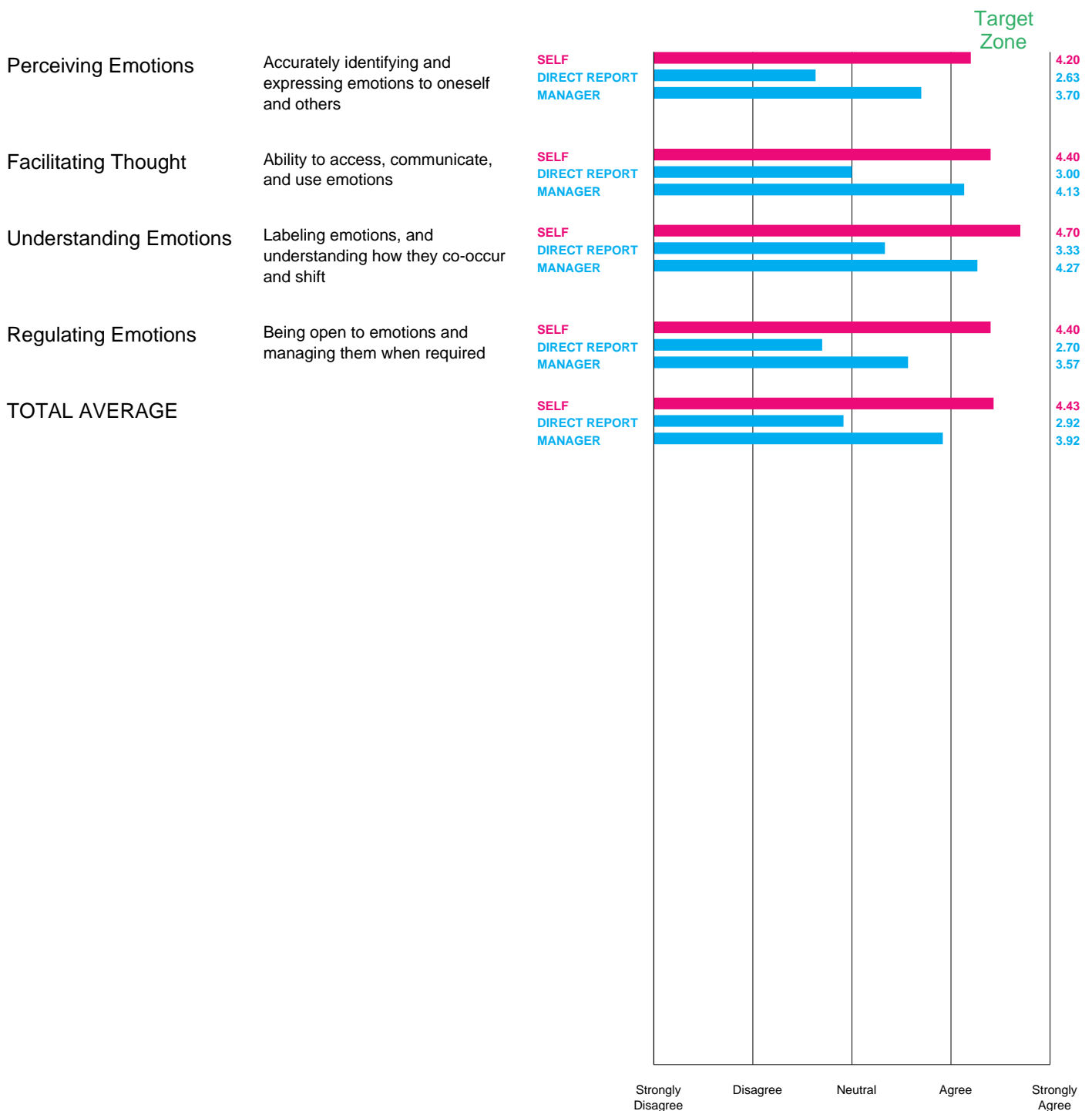
Keep in mind that the information provided is the constructive views of those individuals who interact with you on a day-to-day basis. Use this information to identify those areas that you feel you can either improve or work on to become an even greater strength.



## RESPONDENT GROUP ALIGNMENT (Summary)

In this section you will be able to compare your scores with those of the other respondent groups (i.e. Manager, Peers, Direct Reports, Clients, Prospects etc). By reviewing the average scores from each group you will be able to ascertain whether you are interacting consistently across all respondents or whether you are modifying your interaction to suit a particular group.

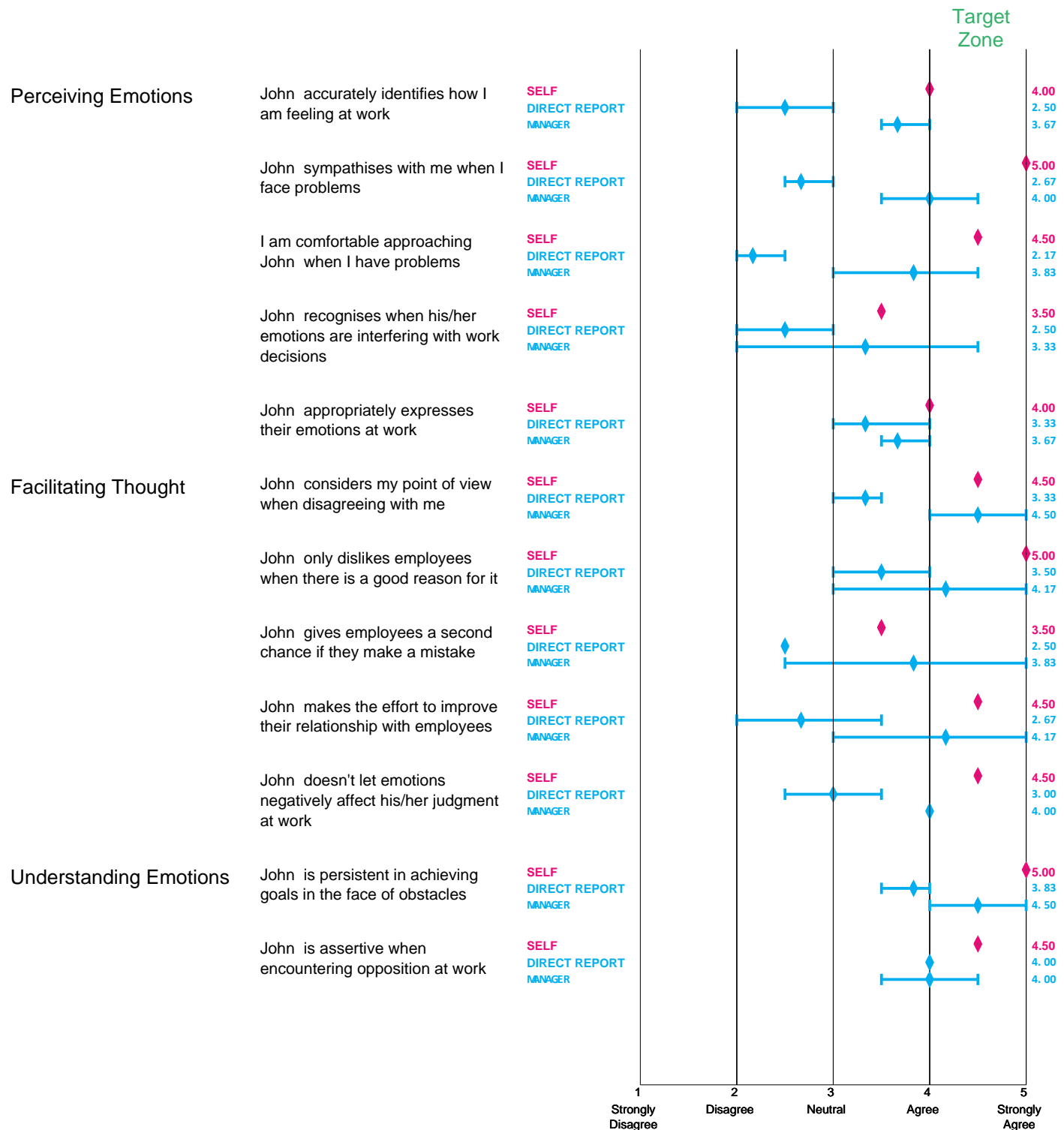
We suggest that you pay particular attention to those areas where respondent groups perceive you differently. In this situation, ask yourself whether it is appropriate for groups to have different views and if not identify these areas as potential inclusions in your self-development program.



## RESPONDENT GROUP ALIGNMENT (Detail)

In this section your scores are compared to all other Respondent Groups at a very detailed level. The diamonds indicate the average score of each respective group, the lines indicate the range of scores from lowest to highest.

Please pay particular attention to the range of scores as a wide range may indicate that you are not consistently displaying a particular attribute and that you may be treating some individuals differently to others. If this is the case there may be grounds for further investigation and recognition within your Development Plan.



## RESPONDENT GROUP ALIGNMENT (Detail)



## RESPONDENT COMMENTS

Your survey respondents were given the opportunity to provide additional comments to assist you in your development program. These comments are optional and are presented exactly as they were provided by the individuals.

### **FINAL COMMENTS**

Please provide any suggestions you think may help with improving John 's Emotional Intelligence

#### **Direct Report**

- John sometimes doesn't consider others' feelings or points of view when making decisions
- On several occasions John Sample has 'cracked' under pressure and his performance has slipped due to being unable to control his emotions

#### **Manager**

- John is high in EI
- John Sample is a good manager who does his best to accommodate my needs - however I think his emotions can get the better of him on occasion
- Only area I would suggest for improvement would be being more proactive when another individual is not acting normally, just a little more empathy.



## SUMMARY

Where to from here?

Now that you have had the chance to review your report it is time to use this information to effect positive and beneficial change. Below is a step-by-step guide to help you use this report so that you become more successful. To ensure positive change you should:

**KEEP DOING** the actions that make you a successful contributor, leader and/or manager

**STOP DOING** the actions that are impeding your true potential

**START DOING** the actions that will make you more effective and successful

We recommend that you do the following within the next two weeks:

1. Review your report and identify the two to four things that may be preventing you from achieving your true potential
2. Develop an action plan that will help you address these areas (keep it simple).
3. Provide your manager with your action plan and ensure that he/she will support you with appropriate coaching & training
4. We recommend that you send an email to all of those individuals who participated in your 360 Degree Emotional Intelligence Survey to:
  - a. Thank them for providing you with their feedback
  - b. Acknowledge that you have produced a Self-Development Action Plan
  - c. Provide them with a list of the areas you are going to focus on
  - d. Ask them to assist you in your ongoing development
5. Start implementing your Self-Development Action Plan
6. Organise monthly reviews with your manager to measure progress and ensure that appropriate support is being provided to you

To ensure that you are continually improving your skills, we suggest that you initiate this 360 Degree Emotional Intelligence Survey at least every 12 months. For more information, please contact your manager or the HR/L&D team.